



Insulation boots

■ Data: used together with straight and angled receptacle connections.

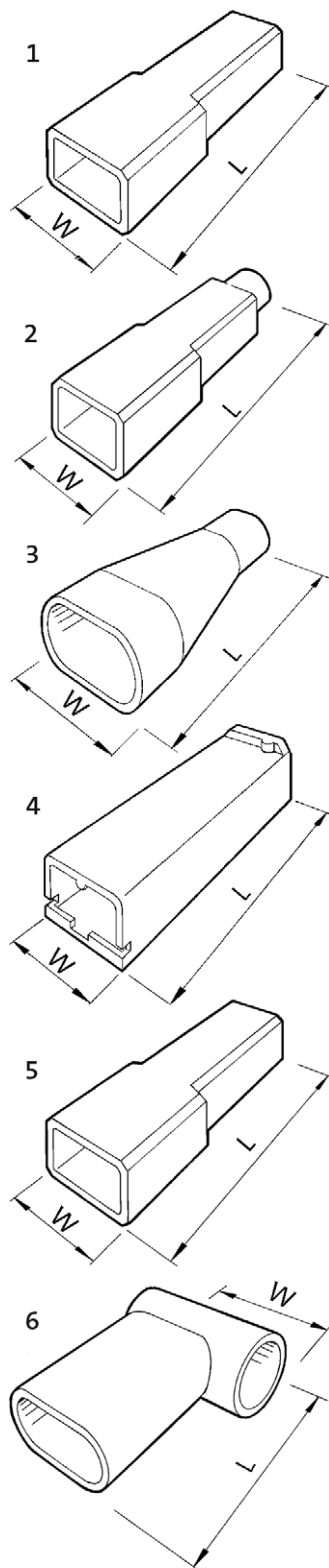


Fig.	Cat. no.	mm L	W	Material Colour	mm Tab size Max. cable Ø	Pcs/ pack	Temp °C
1	ISO1003FL1	19,0	5,6	PVC transp	2,8 2,5	100	-50 +85
2	ISO1005FL1	21,0	7,6	PVC transp	4,8 3,2	100	-25 +75
3	ISO1507HBW6	23	11,0	PVC transp	6,3 3,6	100	-25 +75
4	ISO1507FLS	24,4	9,0	PE transp	6,3 3,2	100	-25 +90
5	ISO2507FLS1	22,5	9,5	PE transp	6,3 3,0	100	-50 +85
6	ISO1507FLB*	17,3	15,0	PVC transp	6,3 2,5	100	-25 +75

* Used with 90° receptacle



Connector blocks

- used with receptacles and tabs with locking lip 1,5 - 6 mm²
- material PA (nylon) transparent
- max voltage 250 VAC

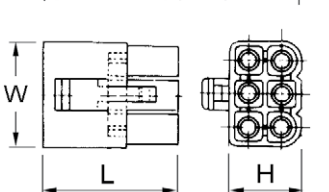
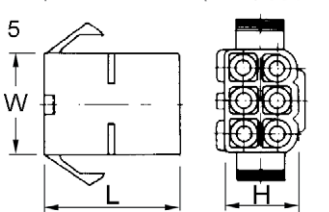
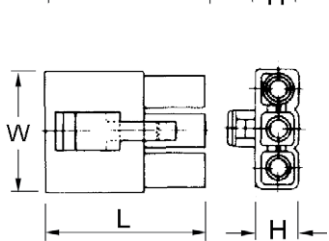
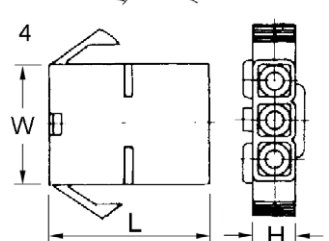
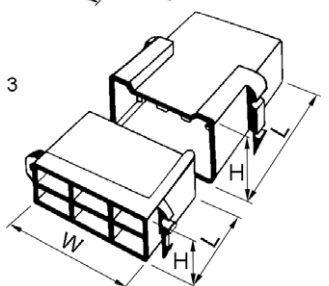
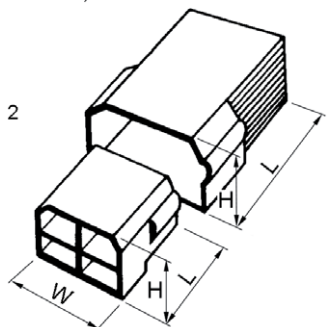
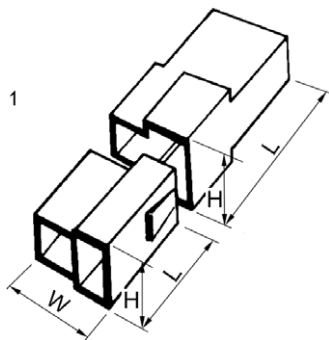


Fig	Cat. no.	No. of terminals	mm L	W	H	Pcs/ pack	Note
1	408-2-M	2	24	16,4	9,7	100	1
2	408-4-M	4	24	28	15,3	100	1
3	408-6-M	6	29	29	15,2	100	1
-	408-8-M	8	34	38	15,6	100	1
1	408-2-F	2	32	20	12,7	100	2
2	408-4-F	4	33	23	17,4	100	2
3	408-6-F	6	33	31	18,7	50	2
-	408-8-F	8	33	40	18,6	25	2

Note

- 1 Used with receptacles B2507FLSN and B4607FLSN.
- 2 Used with tabs B2507HN and B4607HN.

Connector blocks

- used together with sockets and bullets 0,2 - 1,5 mm²
- material PA (nylon) transparent
- rated voltage 250 VAC
- max current 20 A
- temperature range -20° C to +105° C

Fig	Cat. no.	Pol	mm L	W	H	Pcs/ pack	Note
-	MC02F	2	27	13,6	7,3	100	3
-	MC02M	2	27	13,5	7,3	100	4
4	MC03F	3	27	19,6	7,2	100	3
4	MC03M	3	27	19,6	7,1	100	4
-	MC04F	4	27	13,5	13,5	100	3
-	MC04M	4	27	13,5	13,5	100	4
5	MC06F	6	27	19,6	13,4	100	3
5	MC06M	6	27	19,6	13,4	100	4
-	MC09F	9	27	19,7	19,7	100	3
-	MC09M	9	27	19,7	19,7	100	4
-	MC12F	12	27	26	19,6	50	3
-	MC12M	12	27	26	19,7	50	4
-	MC15F	15	27	32	19,6	50	3
-	MC15M	15	26	32	19,9	50	4

Note

- 3 Used with bullets B0502HA and B1502HA.
- 4 Used with sockets B0502HO and B1502HO.



Connector blocks

- used together with receptacles
- material PVC semi-transparent
- max voltage 400 V
- max current 18 A

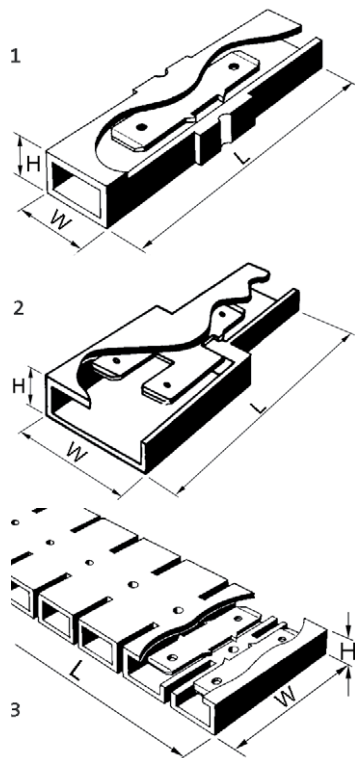


Fig	Cat. no.	No. of links	mm L	W	H	Tabs	Pcs/ pack
1	404-1	1	48	12,0	6,0	6,3x0,8	100
2	405-3	1+2	54,5	20,7	7,4	6,3x0,8	100
3	401-12	12	147	28	7,0	6,3x0,8	50



Assortment box PL701

Elpress assortment box designed for field service engineers and service departments.

Included:

- strong ABS-plastic box
- 19 partions
- 700 un-insulated terminals and through connectors 0.75 - 10 mm²
- crimp tool DKB0325
- crimp tool GWB4099 Miniforce
- stripping and cutting tool SCT001
- weight 4.3 kg, length 370 mm, width 298 mm, height 36.5 mm